

BIBLIOTHECA ALEXANDRINA

مكتبة الإسكندرية




Age

7+

Coloring Book

My Underwater Adventures

World Water Day, 22 March





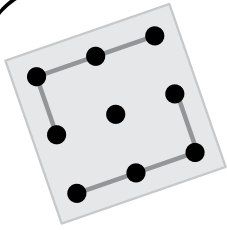
My Underwater Adventures

NAME:

AGE:

SCHOOL:






Connect the Dots

Who found the treasure?

Did you know that...?


- Octopuses do not have bones.
- An octopus has a secret weapon. It has a sack full of ink, which the octopus releases to hide from its enemies.




Don't Waste Water!

Can you recognize the Bad Habits?








Sudoku


Can you solve the Ocean Sudoku?

Did you know that...?

- Though starfish live underwater they are not fish. They do not have gills, scales, or fins like fish do. While fish swim using their tails, starfish have tiny tube feet to help them move .

1. Cut out the pictures of the sea creatures from the insert.
2. Paste the pictures in the empty blocks, so that only one of each creature is present in every row, column and box.






Coloring by Numbers

Fish in a bowl!


Did you know that...?

- Fish breathe water.
- Fish sleep with their eyes open because they do not have eyelids.
- Water is the only substance on Earth that can exist in all three states of physical matter; gas, liquid and solid.

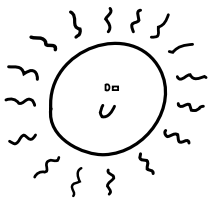
- 1) Red 3) Yellow 5) Orange 7) Pink
2) Blue 4) Green 6) Purple




Water Cycle




The same water goes around and around the Earth in the water cycle.




The warmth of the Sun makes water evaporate.




Water evaporates (transpires) into the air from plants and trees.




Clouds are made of water vapour.



Water in Nature



As the air cools, water vapour (gas) changes into water droplets (liquid).



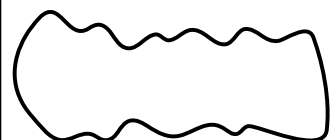
When it is cold, rain turns into snow.



Water freezes into ice and snow on mountains.



Water flows down rivers to the ocean.



Ground water seeps back to the surface to flow out.




Maze

Can you help the little frog find its way to the pond?

Did you know that...?

- Frogs belong to a group called amphibians; they are born in water, live on land and return to water to breed.
- Some frogs have long and sticky tongues that they use to catch bugs.







Test Your Observation

Can you spot 10 differences between the two pictures?


Did you know that...?

- A shrimp's heart is in its head.
- A seahorse does not have a stomach or teeth.
- Both starfish and octopuses can regenerate lost arms.

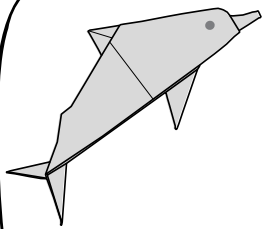


Save Water!

Can you recognize the Good Habits?





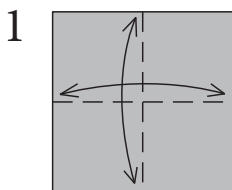


Origami

Make your own pet dolphin!

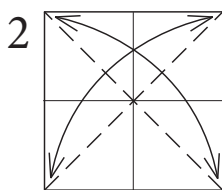
Did you know that...?

- Dolphins have 100 teeth. They do not use them for chewing food, but only to catch fish.
- Dolphins have two stomachs; one for storing food and one for digesting it.



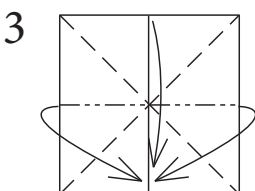
1

- Fold and unfold in half both ways then turn over.



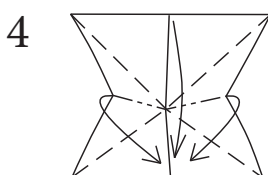
2

- Fold and unfold diagonally in half both ways.



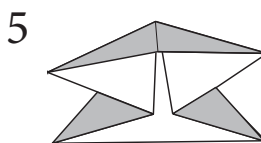
3

- Collapse along existing creases to reach figure 6.



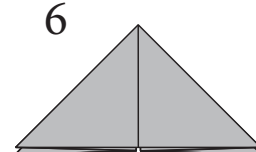
4

- In progress.



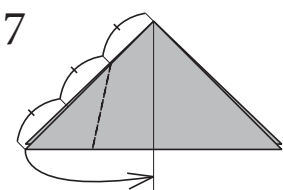
5

- Further in progress.



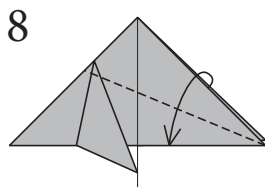
6

- Now the base has been built.



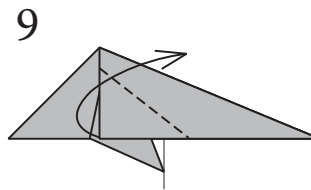
7

- Fold the front flap as illustrated.



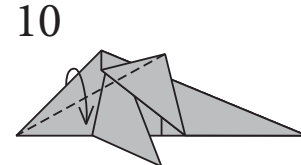
8

- Fold along the dotted line.



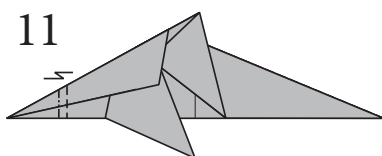
9

- Fold along the dotted line to make the dorsal fin.



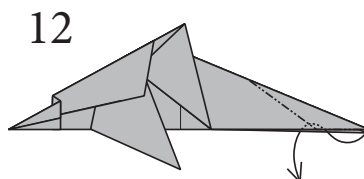
10

- Fold along the dotted line.



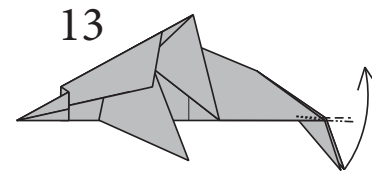
11

- Pleat.



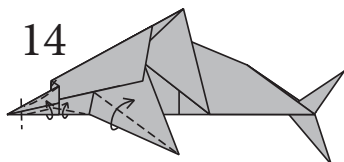
12

- Reverse fold.



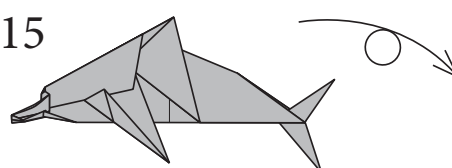
13

- Turn the inner flap up.



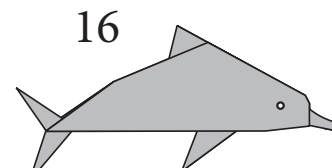
14

- Shape the dolphin to adjust folds.



15

- Turn over.






16

- Your pet dolphin is now ready to swim away.


Color, Cut and Paste

Cut out the pictures from the opposite page and paste them in your favorite place.





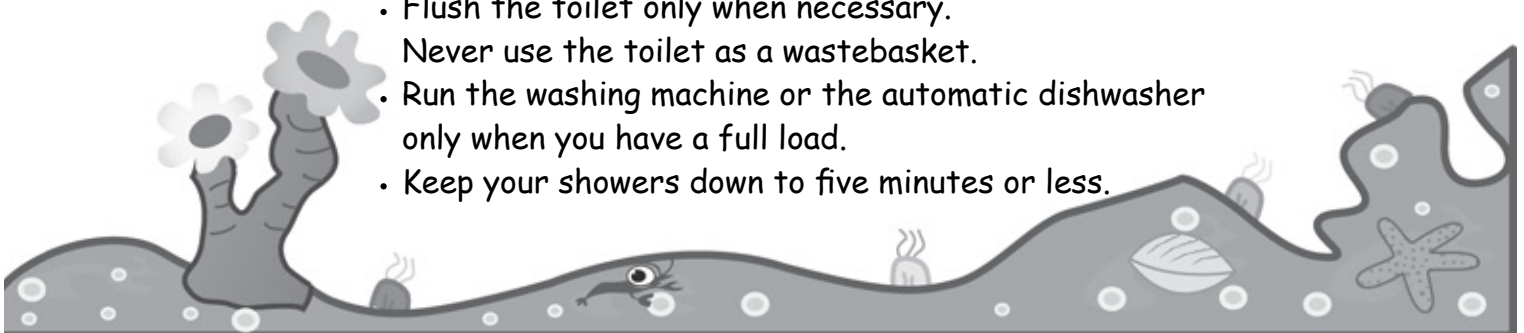
Ocean Sudoku

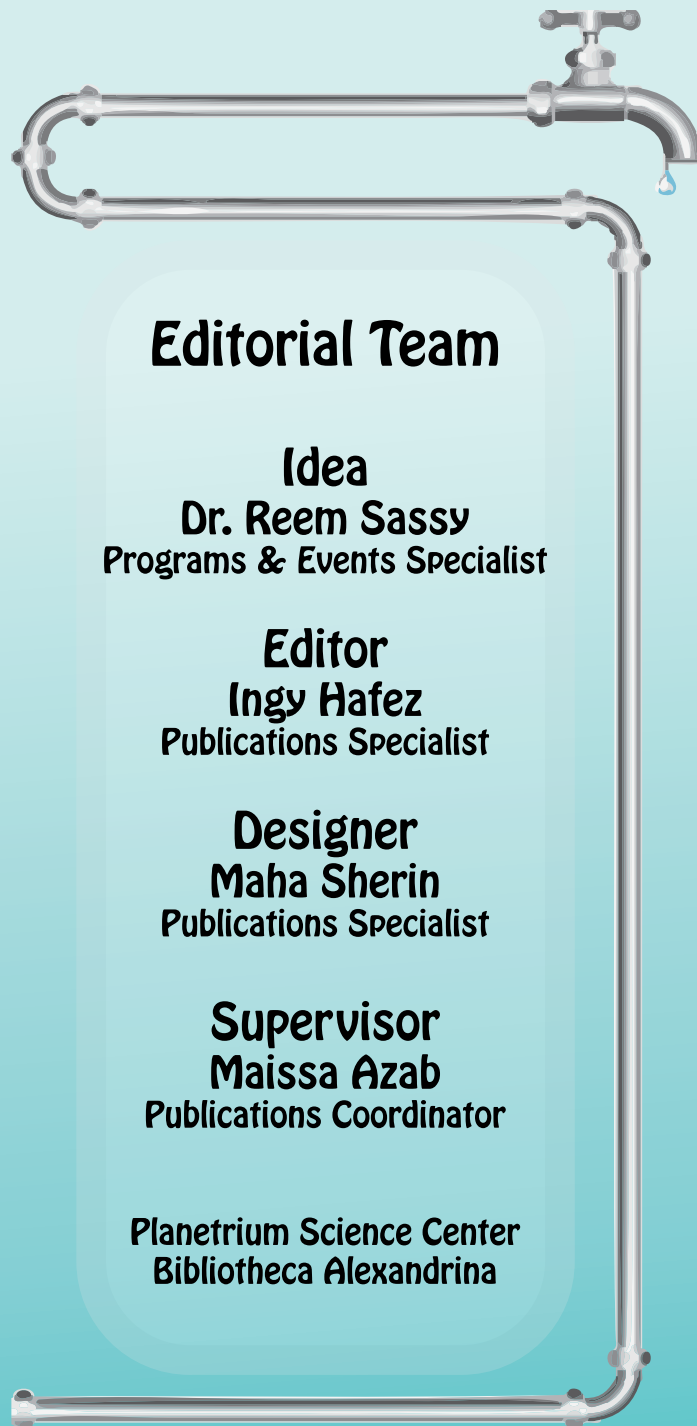


Tips for Mom and Dad!

	Typical Usage	Good Water-Saving Habits
Hand Washing	7.5 Liters (tap running)	3.7 Liters (fill basin, rinse briefly)
Teeth Brushing	7.5 Liters (tap running)	0.5 Liters (wet, brush, rinse briefly)
Showering	76-151 Liters (19 Liters per minute)	19 Liters (wet down, soap up, rinse off)
Tub Bathing	136 Liters	38-57 Liters (low-level)
Toilet Flushing	23 Liters	6 Liters (new standard toilet)
Shaving	3-5 Liters (tap running)	3.7 Liters (fill basin, rinse briefly)
Dish Washing	76 Liters (tap running)	19 Liters (soak in the sink, soap up, rinse briefly)
Automatic Dishwasher	57 Liters (full cycle)	Do full loads only
Clothes Washer	136-227 Liters (full cycle)	Do full loads only
Garden Watering	19-38 Liters per minute	Be sensible!

- Don't let the water run while brushing your teeth.
- Flush the toilet only when necessary.
Never use the toilet as a wastebasket.
- Run the washing machine or the automatic dishwasher only when you have a full load.
- Keep your showers down to five minutes or less.





Editorial Team

Idea

Dr. Reem Sassy
Programs & Events Specialist

Editor

Ingy Hafez
Publications Specialist


Designer

Maha Sherin
Publications Specialist

Supervisor

Maissa Azab
Publications Coordinator

Planetarium Science Center
Bibliotheca Alexandrina



Planetarium Science Center
Tel.: +(203) 4839999; Ext. 2351
Fax: +(203) 4820464
Email: ALEXploratorium@bibalex.org
www.bibalex.org/psc

