

Applying **Quantitative** Analysis to **Development** Issues



**Bibliotheca Alexandri**

**Innovation in Data Use and Dissemination of Micro-  
data  
(Palestinian Case)**

**Halimeh Said, Palestinian Central Bureau of Statistics**

**18<sup>th</sup> -19<sup>th</sup> February 2018**


# PCBS



[www.pcbs.gov.ps](http://www.pcbs.gov.ps)

## PCBS Profile

- **Public** institution



- Established in 1993  
35% Females

- The provider of Palestine's



- Total **permanent** employees reached **320 in 2016**

Median Age= 39

- **Temporarily** employees are hired for data collection and data entry on average about **300 per month**

- Large projects: **Voter** register 1995, Census **1997**, Census **2007**, Agriculture Census **201**



70% BA+

# Legal Reference: Statistical Law



## Article (3)

## Article (4)

1. To establish a comprehensive and unified statistical system for the Palestinian Authority and evaluate its performance.
2. To provide accurate and reliable statistical data for economic, social, and demographic indicators to support the development of the Palestinian Authority and the well-being of its citizenry.
3. To enlighten the public and cooperate with other statistical agencies and organizations.
4. To serve the needs of the Palestinian Authority and the international community in statistical matters.
5. To conduct statistical surveys and studies on a regular basis or as required by the President of the Palestinian Authority or the Council of Ministers.
6. To participate in international statistical organizations and to secure Palestinian membership in international organizations.
7. To compile essential statistics published on...

PCBS provides the required data according to standards which maintain **data confidentiality** and **individuals privacy** according to article (17), first paragraph of the Palestinian General Statistics Law 2000 “**All individual information** and data submitted to the Palestinian Central Bureau of Statistics for statistical purposes shall be **treated as confidential** and shall not be **disclosed**, in whole or in part, to any individual or to a **public or private body**, or used for any purpose other than for preparing **statistical tables.**”



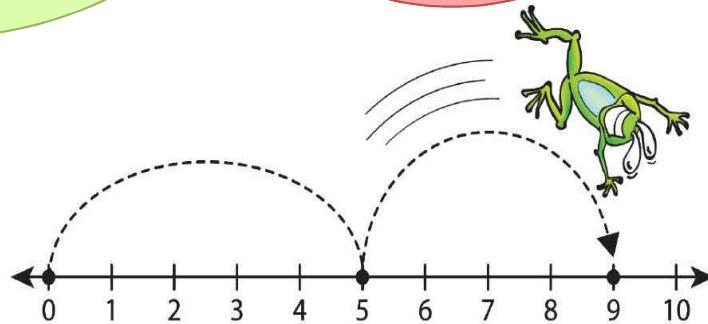

# Data Sources:



**Administrative  
Records and  
Registers**

**Surveys**

**Censuses**



**I'M FROM THE  
GOVERNMENT,  
I'M HERE  
TO HELP**



# Collecting **Data of the Buildings and Housing Units and Establishments**



إدارة التعريفات الأساسية، توزيع المهام، إنجاز العددين، سجل تناقل البيانات، الاعتماد والمراجعة، تتبع العددين، تقارير المتابعة

إنجاز العددين

التخزين:

سجل حقل:

المحافظة:

رام الله والبلدية:

المشرف:

رأيه محمود نمر عيسى 1

المراقب:

العداد:

المنطقة الإشرافية:

مركز انترامي محافظة طرولكرم 1

التجميع:

| إجمالي الإحصاء | نسبة إنجاز الأسس | الإحصاء المكتمل | الإحصاء المتكرر المكتمل | الإحصاء الإبدئي المكتمل | تكرار | إجمالي منطقة العد |
|----------------|------------------|-----------------|-------------------------|-------------------------|-------|-------------------|
| 141            | 93.3%            | 675             | 355                     | 320                     | 0     | 141               |
| 12             | 7.7%             | 50              | 26                      | 24                      | 0     | 12                |

# Monitoring the field work....

إدارة التعريفات الأساسية، توزيع المهام، إنجاز العددين، سجل تناقل البيانات، الاعتماد والمراجعة، تتبع العددين، تقارير المتابعة

التخزين:

سجل حقل:

المحافظة:

رام الله والبلدية:

المشرف:

رأيه جمال محمود حنين

المراقب:

العداد:

المنطقة الإشرافية:

مركز انترامي محافظة طرولكرم 1

التجميع:

المسحور:

السؤال:

عرض 0 - 0 من 0

صفحة 1 من 1

بحث

| رقم المربع الإحصائي | رقم مسلسل العددي | اسم العددي                    | تأمين |
|---------------------|------------------|-------------------------------|-------|
| 11100290005         | 1                | اسعد رسمي هرشة                | تأمين |
| 11100290005         | 2                | جمال محمد سيد هرشة            | تأمين |
| 11100290005         | 3                | حسام انوارهم نمر حصيد         | تأمين |
| 11100290005         | 4                | سليم عارف نمر هرشة            | تأمين |
| 11100290005         | 5                | مروان عبد القادر احمد الباقلة | تأمين |
| 11100290005         | 6                | نصالح عبد القادر احمد الباقلة | تأمين |
| 11100290005         | 7                | محمد عبد القادر احمد الباقلة  | تأمين |
| 11100290005         | 8                | هناء احمد خليل عمار           | تأمين |
| 11100290005         | 9                | محمد احمد خليل عمار           | تأمين |

إدارة التعريفات الأساسية، توزيع المهام، إنجاز العددين، سجل تناقل البيانات، الاعتماد والمراجعة، تتبع العددين، تقارير المتابعة

إنجاز العددين

التخزين:

سجل حقل:

المحافظة:

رام الله والبلدية:

المشرف:

رأيه محمود نمر عيسى 1

المراقب:

العداد:

المنطقة الإشرافية:

مركز انترامي محافظة رام الله والبيرة

التجميع:

| رقم السجل والإحصاء | التجميع   | منطقة العد  | البلدية           | الشارع                           | حالة منطقة العد | عدد العددي للفرع | عدد العددي للفرع |
|--------------------|-----------|-------------|-------------------|----------------------------------|-----------------|------------------|------------------|
| 12301              | بيت حنينا | 12301850001 | رام الله والبلدية | إبراهيم بطرس حنينا محمد بكر كامل | مكتمل           | 111              | 190              |
| 12301              | بيت حنينا | 12301850002 | رام الله والبلدية | امان محمد حنين محمد بكر كامل     | مكتمل           | 124              | 165              |
| 12301              | بيت حنينا | 12301850003 | رام الله والبلدية | امان محمد حنين محمد بكر كامل     | مكتمل           | 123              | 165              |

إدارة التعريفات الأساسية، توزيع المهام، إنجاز العددين، سجل تناقل البيانات، الاعتماد والمراجعة، تتبع العددين، تقارير المتابعة

السيرة للبيانات

بيانات السكن والأسرة

بيانات السكن والأسرة

1. رقم الوحدة السكنية في المبنى:

2. رقم الأسرة في المبنى:

3. رقم الوحدة السكنية في المبنى:

4. رقم الأسرة في منطقة العد:

5. صفة الاشتغال:

6. عدد أفراد الأسرة - المجموع:

7. عدد أفراد الأسرة - الذكور:

8. عدد أفراد الأسرة - الإناث:

بيانات المسكن وظروف السكن

1. نوع المسكن:

2. مساحة المسكن - بالمتر المربع:

3. عدد غرف المسكن:

4. عدد الغرف المخصصة للنوم:

5. ماهو المصدر الرئيسي لمياه الشرب في المسكن والاشغال:

6. المصدر الرئيسي للكهرباء:



Buildings

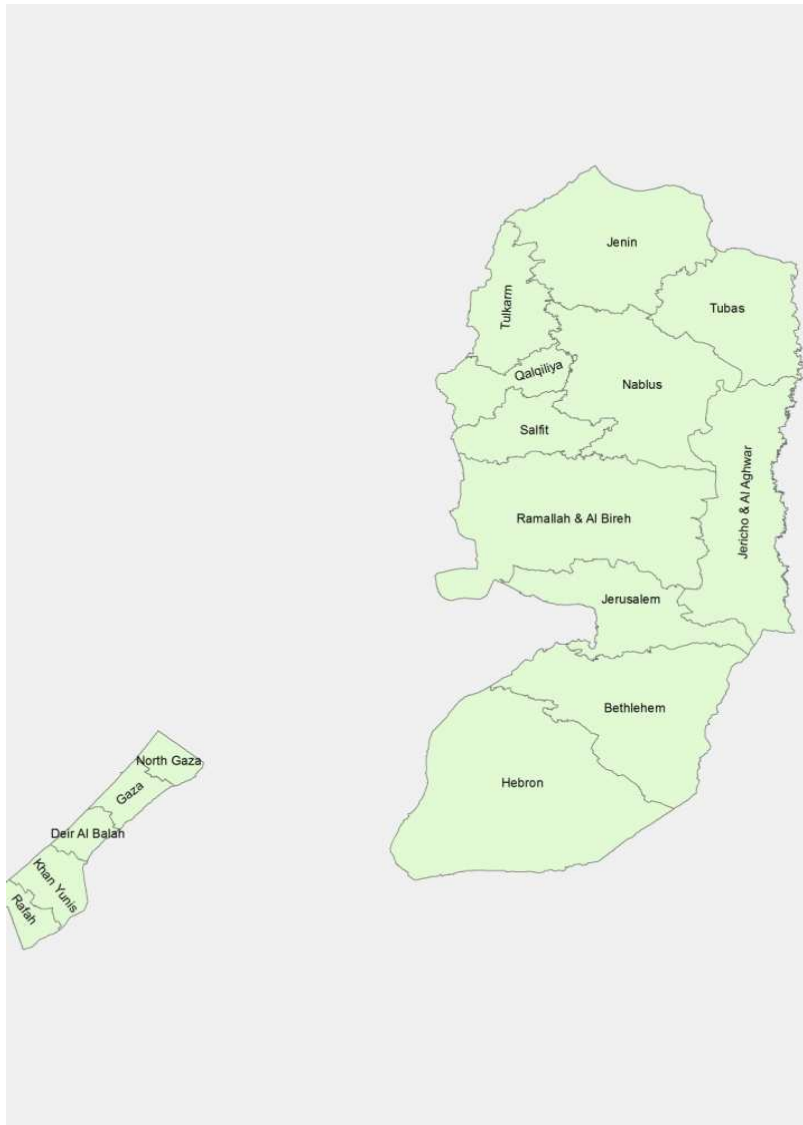


Roads

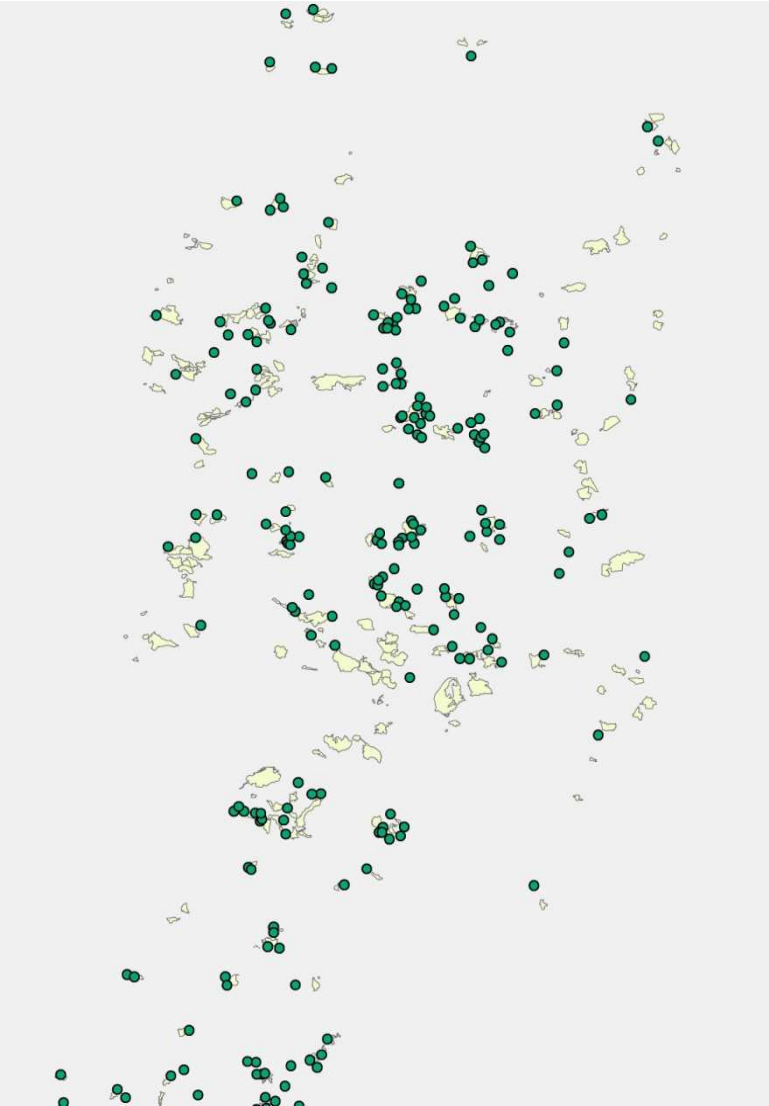


Annexation Wall





Governorate



Settlements

# Best Practices: PCBS' Web Portal

The screenshot displays the PCBS State of Palestine website in a browser window. The address bar shows the URL <http://www.pcbs.gov.ps/>. The website header includes the PCBS logo, the text "State of Palestine" and "Palestinian Central Bureau of Statistics", and navigation links for "About us" and "Contacts". A prominent red button labeled "CENSUS 2017" is visible. The main navigation menu includes "Home", "About PCBS", "Statistics", "Publications", "Press Releases", "Resources", "Indices", "Media Room", "Links", and "News".

The main content area features a video player. The video shows a woman, identified as Ms. Awad, President of The PCBS, holding a large, ornate key. The video player includes a play button, a progress bar, and a volume icon. The video title is "Ms. Awad, President Of The PCBS, Review". The video player also displays the text "6 عاماً علم النكبة" (6 years of Nakba education) and an illustration of a man in a boat holding a key.

The Windows taskbar at the bottom shows the system tray with the date and time "12:29 ص 7/8/2017" and a search bar containing "cirque du soleil blue man g".

# Best Practice: Statistical Calendar:

The screenshot displays the PCBS website interface. At the top, there is a navigation menu with links for Home, About PCBS, Statistics, Publications, Press Releases, Resources, Indices, Media Room, Links, and News. Below the navigation is a header for the month of February 2018, with a 'SHOW FULL CALENDER...' link. The main content area features a calendar grid with dates and associated events. The calendar shows the following events:

| Sun                | Mon              | Tue              | Wed               | Thu              | Fri             | Sat |
|--------------------|------------------|------------------|-------------------|------------------|-----------------|-----|
| 28                 | 29               | 30               | Press Release 31  | 1                | 2               | 3   |
| 4                  | Press Release 5  | 6                | 7                 | 8                | 9               | 10  |
| 11                 | 12               | Press Release 13 | Press Release 14  | 15               | 16              | 17  |
| 18                 | Press Release 19 | 20               | 21                | 22               | 23              | 24  |
| Statistical Report | Press Release 25 | Press Release 26 | 27                | Press Release 28 | 1               | 2   |
| 3                  | 4                | Press Release 5  | Public Use File 6 | 7                | Press Release 8 | 9   |
| 10                 | 11               | 12               | 13                | 14               | 15              | 16  |
| 17                 | 18               | 19               | 20                | 21               | 22              | 23  |
| 24                 | 25               | 26               | 27                | 28               | 29              | 30  |
| Statistical Report |                  |                  |                   |                  |                 |     |

Below the calendar, there is a 'Did You Know?' section with the text: 'All statistical reports and surveys are available on the PCBS website Free of charge.'

On the right side of the page, there is a sidebar with several sections:

- SYSTEM (PEIS)
- PCBS at UN World Data Forum (15-18 JANUARY 2017)
- PEIS Database
- MDGs
- Did You Know?
- Geo Database
- Censuses
- Atlas

The bottom of the page shows the Windows taskbar with the search bar and system tray icons, including the date and time (3:28 AM 2/3/2018).

# Best Practices: Statistical Atlas of Palestine:

State of Palestine  
 Palestinian Central Bureau of Statistics  
 Statistical Atlas of Palestine

Home Statistical GIS Maps Meta Data User Help Guide About PCBS Visitors Book Related Links اللغة العربية

New Updates

Palestinian Territory

Statistical Atlas of Palestine

Since the foundation of the Palestinian Central Bureau of Statistics (PCBS) in 1993, it endeavors to provide recent and precise data that cover statistical indicators. PCBS had conducted many periodic censuses in addition to the population census and establishment census 2007. To build a

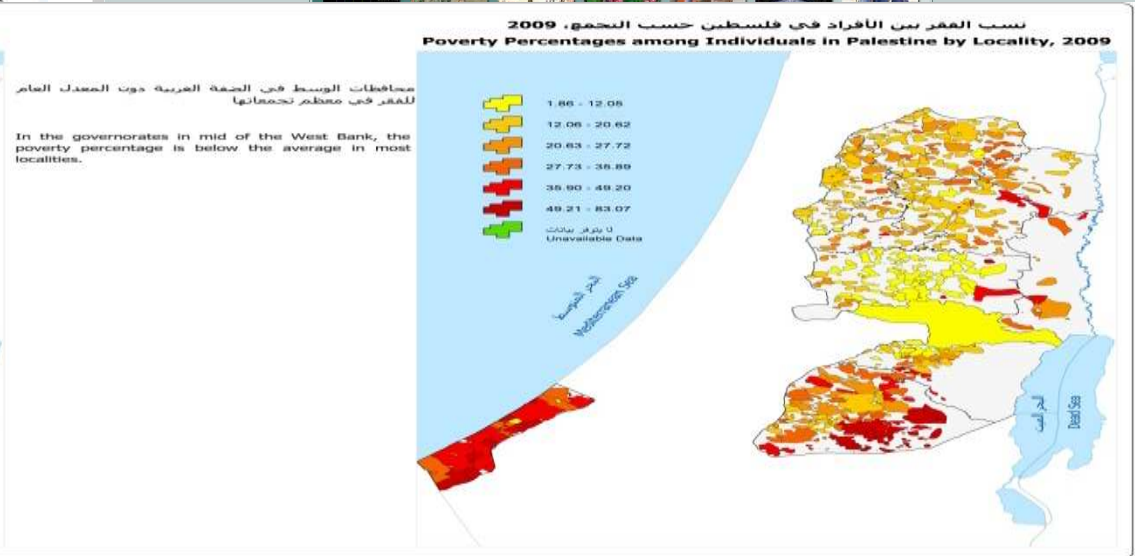
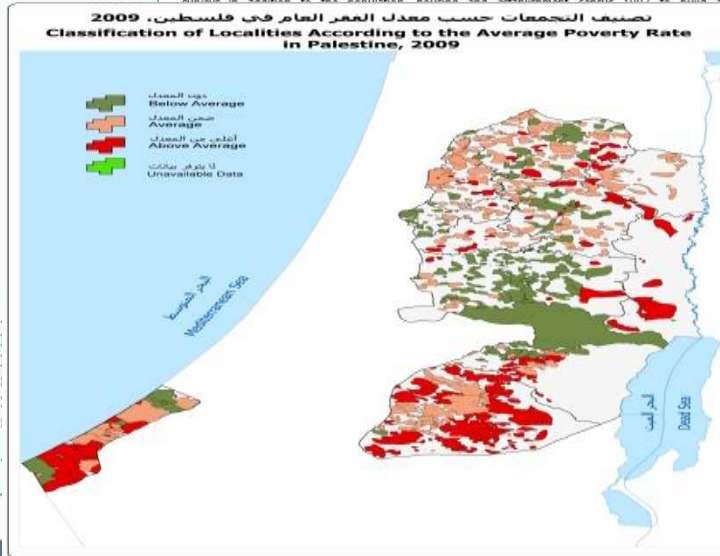
http://www.pcbs.gov.ps/Downloads/book1624/index-... PCBS Statistical Atlas of Palestine ...

File Edit View Favorites Tools Help

Search

تتبع اللغة الفرنسية بسرعة و... YouLearnFrench - YouTube Exemples de sujets CIEP http-gif-anim.narod.ru... أهدى 1000 كلمة في اللغة الفرنسية

Palestinian Central Bureau of Statistics



Establishment Census Atlas of Palestine, 2012

[Read More...](#)

Part 6: Israeli Occupation

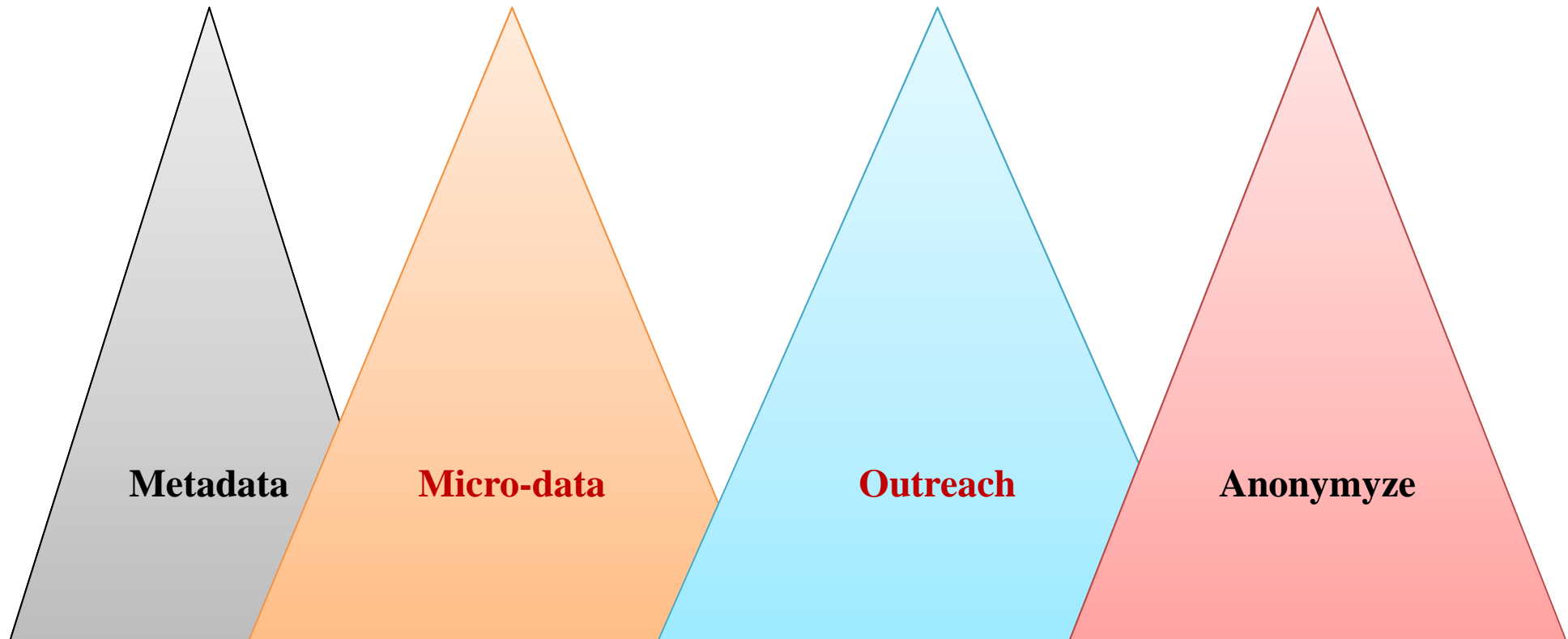
Part 7: Statistical Quarters Maps (West Bank)

- Population of Jenin Locality by Statistical Quarter, 2007

## Best Practices: PCBS' Library and Scientific Research Center:



## **Public Use Data File (PUF): Principles**



**Strategical Planning**

**Clear vision and Mission**

**Accumulated expertise and learning process**

# Public Use Data File (PUF):

The screenshot displays a web browser window with the URL <http://www.pcbs.gov.ps/site/601/default.aspx>. The browser's address bar shows "PCBS | Public Use Files". The website's navigation menu includes "Home", "About PCBS", "Statistics", "Publications", "Press Releases", "Resources", "Indices", "Media Room", "Links", and "News". The main content area features the "Accelerated Data Program - ADP" logo and a navigation bar with "Home", "Microdata Catalog", "About PCBS", "Policies and procedures", "Acknowledgements", "Strategic objectives", "Public Use Files", and "Arabic Surveys". The "Public Use Files" link is highlighted with a red box and an arrow. Below the navigation bar, the page title is "Central Data Catalog". On the left, there are search filters: "Search by Keyword" (with input fields for "in study description" and "in variable description"), "Filter by Year" (showing studies from 2000 to 2013), and "Filter by Data Access" (with options for "All", "Public use data files", "Licensed data files", "Data enclave", and "Data not available"). The main content area shows "Found 193 studies out of 193" and "Sort results by: Year | Title | Popularity". The first study listed is "Agricultural Census 2010" (2010), created on Jul 21, 2013, last modified on Jan 05, 2014, with 3996 views and 141 downloads. The second study is "Agriculture Statistics Survey, 2010/2011" (2012). The Windows taskbar at the bottom shows the system tray with the date 7/8/2017 and time 12:43, and the user name "tsetana pironkova".

SEARCH BY KEYWORD

in study description

in variable description

Search

Reset

FILTER BY YEAR

# Central Data Catalog

COLLECTIONS

**DATASETS**

CITATIONS

Found **230** studies out of **230**



Sort results by: Year | **Title** ▲ | Popularity

Showing 1-15 of 230 studies

1 2 3 4 5 Next »



# Main **Data** Users:



**Privet**



**Government**

**Academia**

**Public**



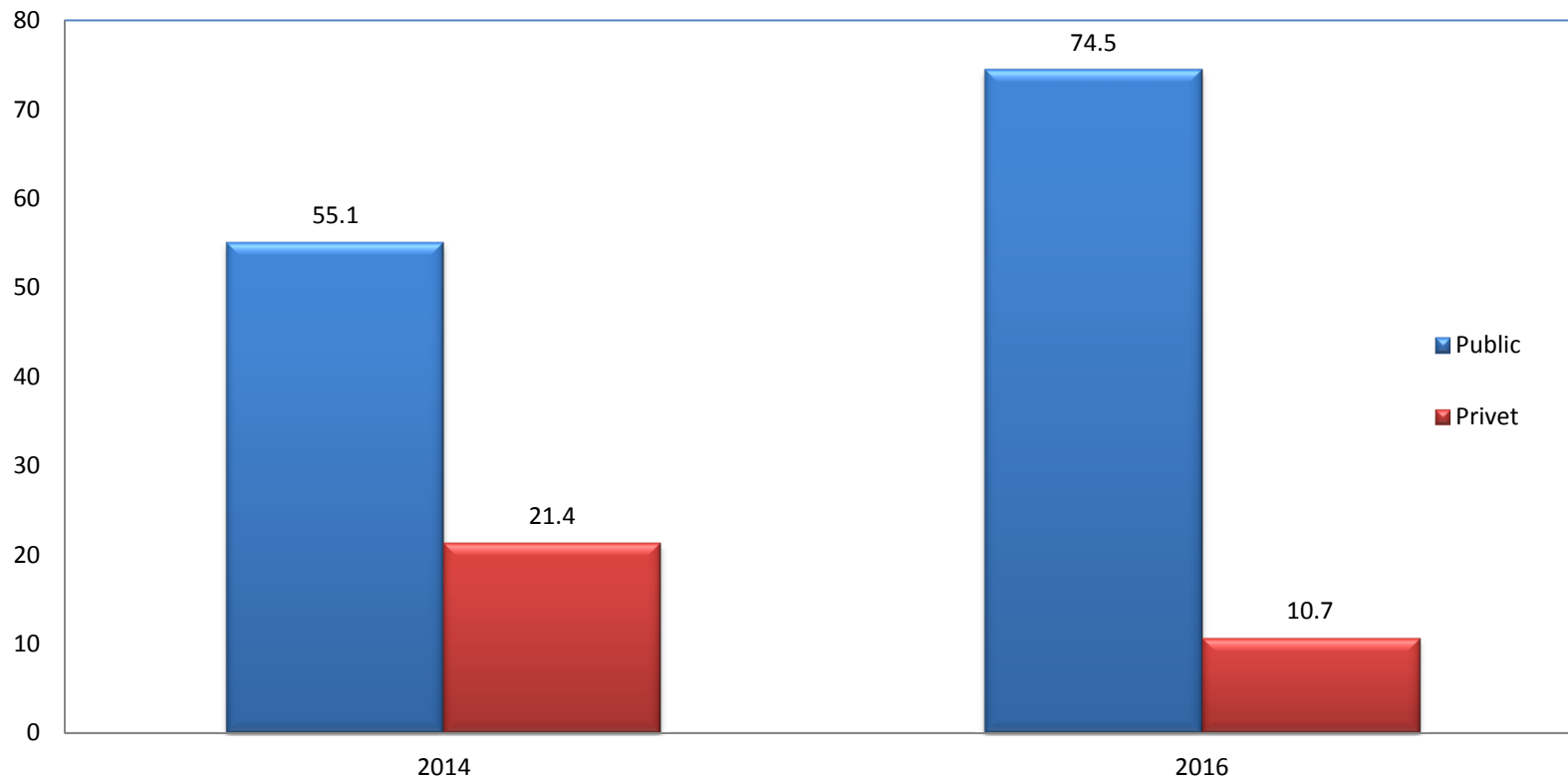
# The Applied Research Institute - Jerusalem / Society

## Towards a Sustainable Palestine

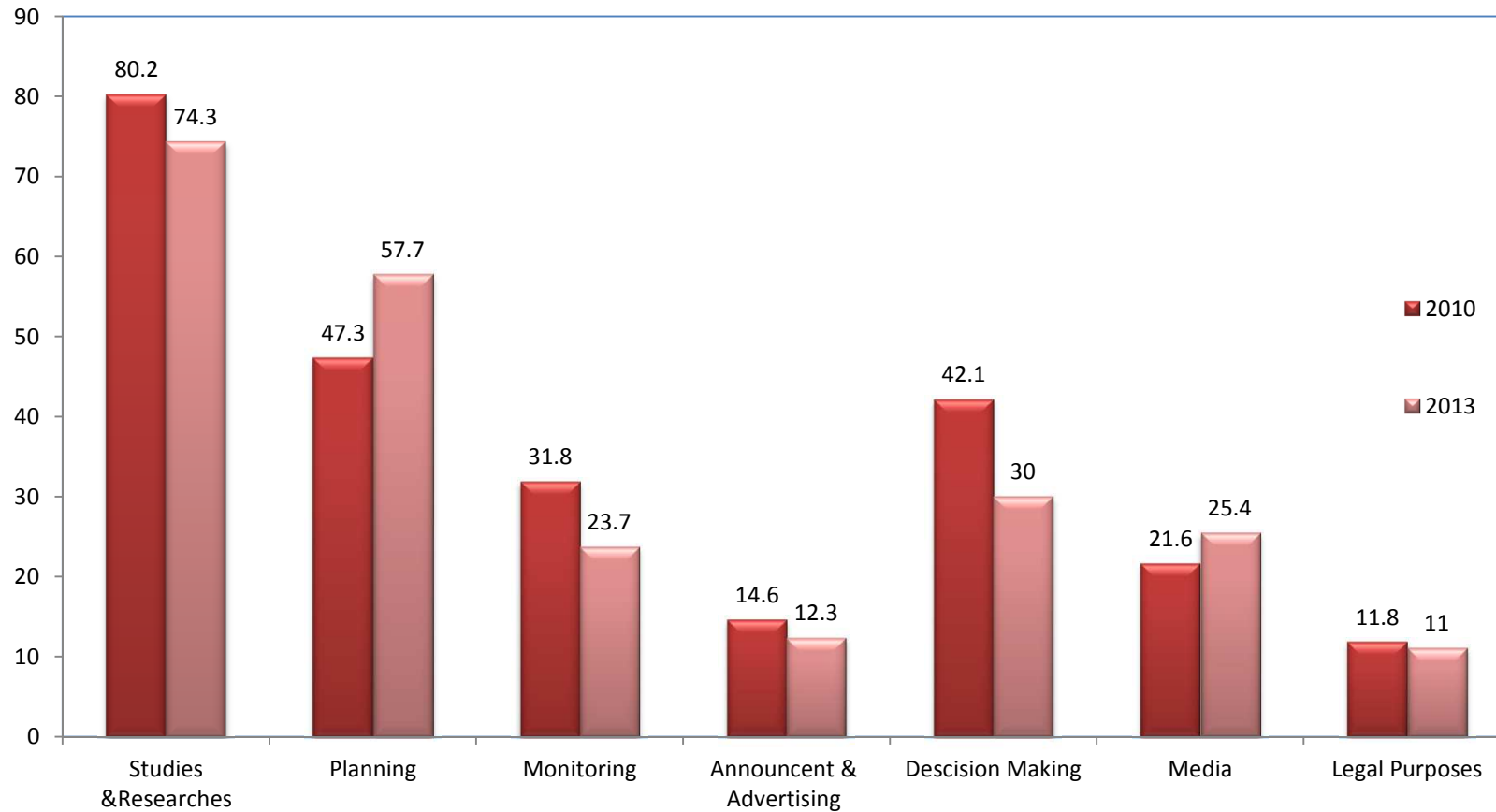


PALESTINE ECONOMIC POLICY RESEARCH INSTITUTE-MAS  
معهد أبحاث السياسات الاقتصادية الفلسطينية-ماس

**Percentage Distribution for the Institutions Used Statistics in Public and Privet Sectors for the Year 2014- 2016**



## Percentage Distribution of the Purpose of Using Statistics for the Years 2010- 2013



User Satisfaction Survey for the **Years 2010, 2013, 2106**

Researches & Studies

80.2%

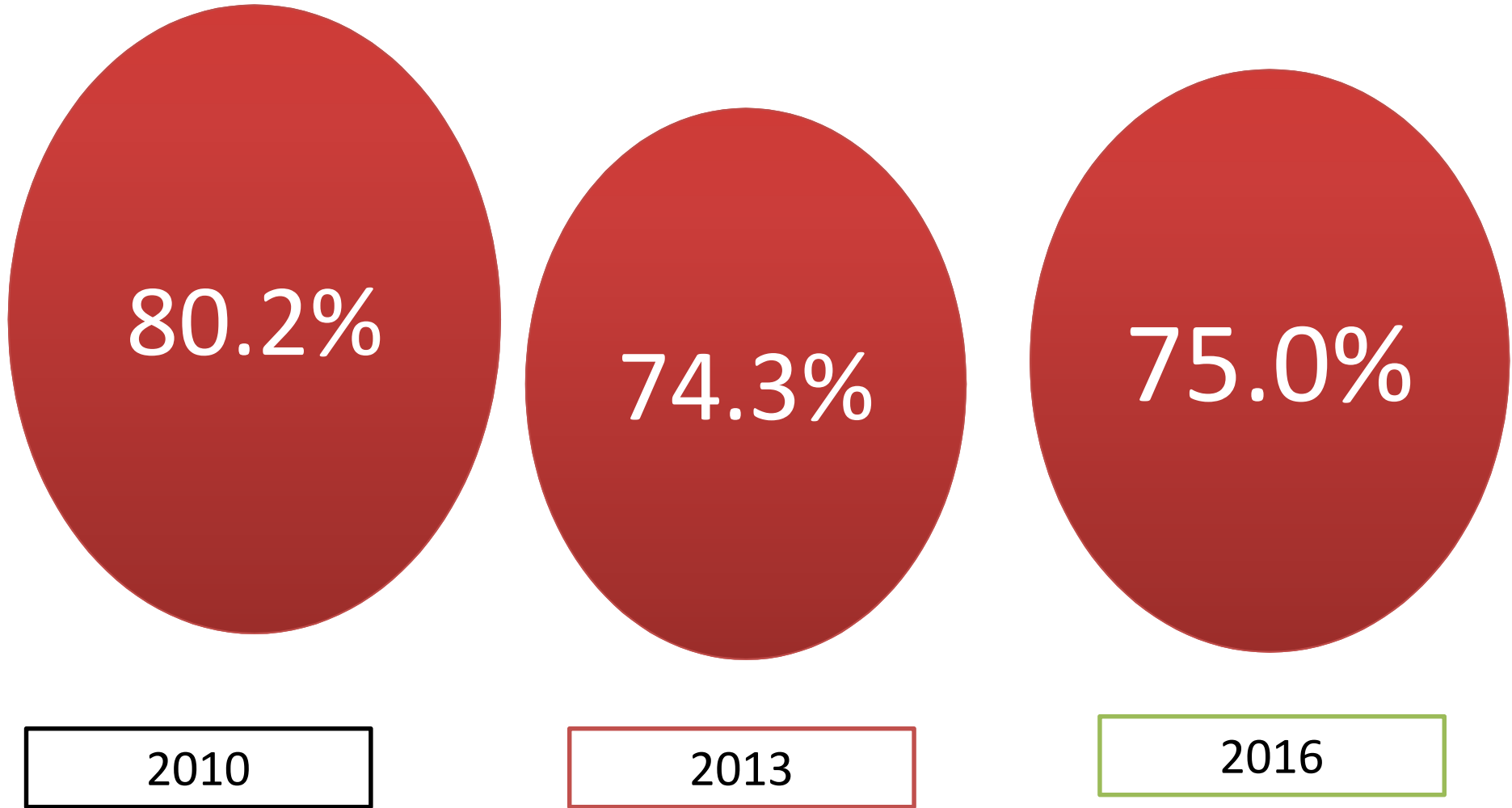
74.3%

75.0%

2010

2013

2016





Consumer **Price Index** to determine the rate of **salaries annual** increase of **Government** employees


PCBS **provides** ministries and **institutions** with samples for **monitoring** and **public opinion poll** studies.

Ministries use **PCBS data** for preparing **progress** reports about **sustainable** development in **Palestine**.

Population data **used** for **planning** and **classification** of **communities** (urban or rural areas).

Population data for **planning** of **infrastructure** data (**electricity**, water, and **wastewater** and solid waste) for **communities**

Update the **Election registers** and used for **Al- Haj Quta**



وزارة الحكم المحلي  
Local  
nt

Censuses



Geographies

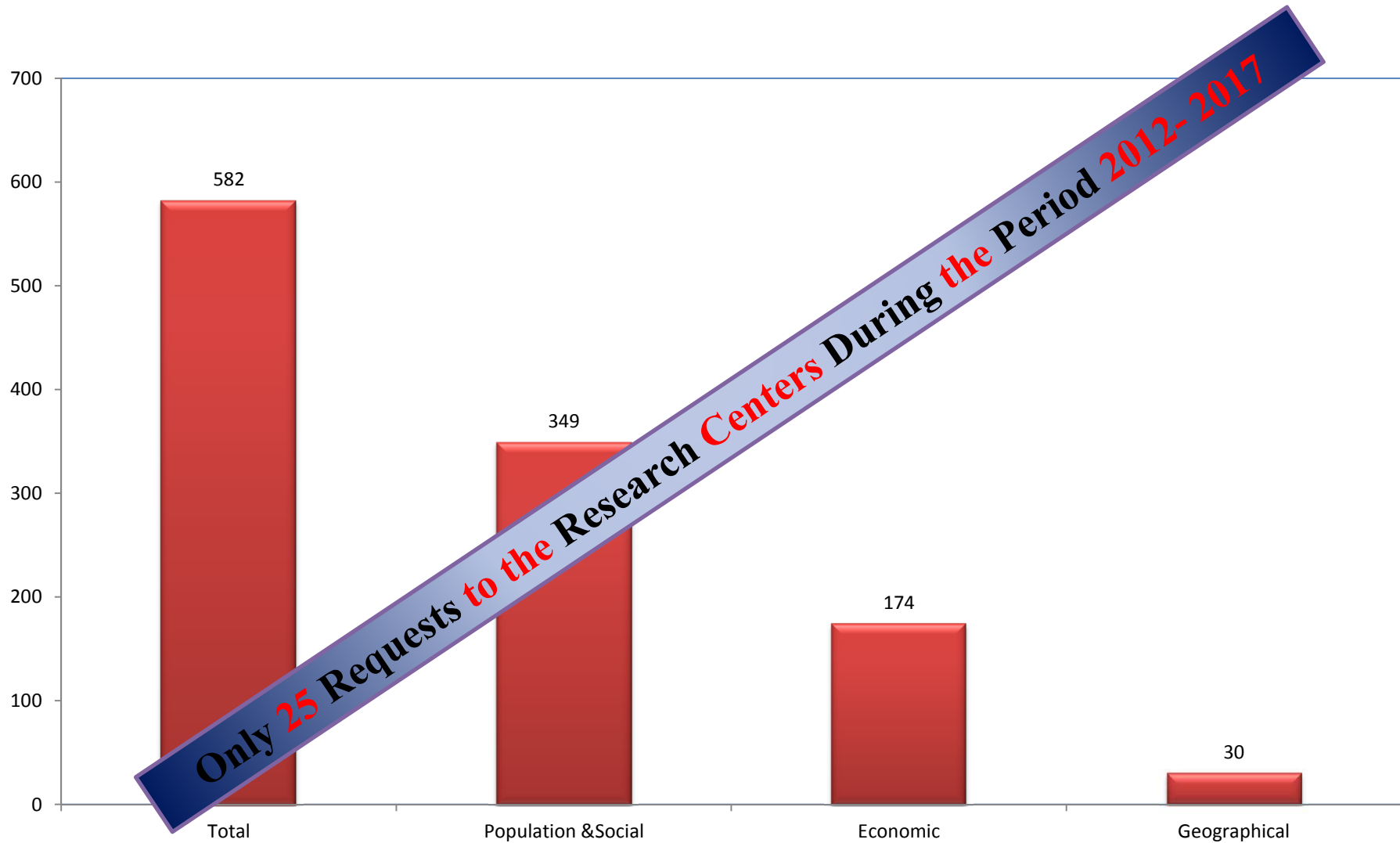


Population & Social



Economics

# Number of Public Use File Requests During the Last 10 Years









Where are we going  
and how are we going  
to get there?



# Wishful Thinking

**Capacity  
Buildings &  
Resources**


**Unified  
Platform**

**Memorandum  
of  
Understanding**

**Accessibility**



ystadegau estatistikak statistik  
 estadística estadística estadística  
 statistiques statistiques statistiques  
 STATISTIKΩV statistika statistika  
 إحصائيات إحصائيات إحصائيات  
 statistica statistica statistica  
 statistikë statistikë statistikë  
 आँकड़े आँकड़े आँकड़े  
 statistici statistici statistici  
 istatistika istatistika istatistika  
 統計 統計 統計  
 tilasto tilasto tilasto  
 परिसंख्यान परिसंख्यान परिसंख्यान  
 статистика статистика статистика  
 statistik statistik statistik  
 statistikk statistikk statistikk  
 táknfræði táknfræði táknfræði  
 takwimu takwimu takwimu  
 statistiko statistiko statistiko  
 statistikat statistikat statistikat  
 tölfræði tölfræði tölfræði  
**statistics**  
 số liệu thống kê số liệu thống kê số liệu thống kê



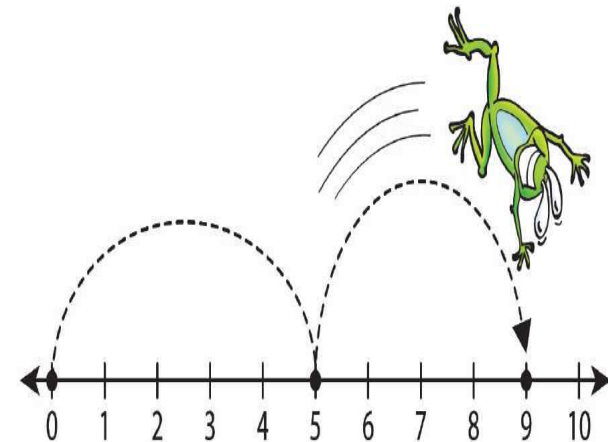
Dissemination



**Together we can achieve a lot**

|     |         |       |    |       |
|-----|---------|-------|----|-------|
| 92  | (48.9%) | 2,313 | 31 | 1,595 |
| 118 |         | 2,028 | 92 |       |
| 233 |         | 220   |    |       |

**GEO-SPATIAL DATA**  
 PUBLIC HEALTH  
 AMERICAN  
 HEART DISEASE  
 CENSUS  
 surveillance  
 analysis  
 network  
 discovery  
 prevention  
 resources  
 maps  
 states  
 epidemiology  
 collection  
 mortality  
 statistics  
 demographic  
 research  
 county  
 visualization  
 social determinants  
 cancer  
 rural  
 metropolitan  
 database  
 geographic information system  
 GIS  
 spatial data  
 geospatial  
 data science  
 health care  
 public health  
 surveillance  
 analysis  
 network  
 discovery  
 prevention  
 resources  
 maps  
 states  
 epidemiology  
 collection  
 mortality  
 statistics  
 demographic  
 research  
 county  
 visualization  
 social determinants  
 cancer  
 rural  
 metropolitan  
 database  
 geographic information system  
 GIS  
 spatial data  
 geospatial  
 data science  
 health care  
 public health  
 surveillance  
 analysis  
 network  
 discovery  
 prevention  
 resources  
 maps  
 states  
 epidemiology  
 collection  
 mortality  
 statistics



Applying **Quantitative** Analysis to **Development** Issues



**Bibliotheca Alexandri**

**Innovation in Data Use and Dissemination of Micro-  
data  
(Palestinian Case)**

**Halimeh Said, Palestinian Central Bureau of Statistics**

**18<sup>th</sup> -19<sup>th</sup> February 2018**